



Truck and Bus Tyre Solutions

Product Catalogue



Contents

About us Continental	4
Product Recommendation	6
ContiLifeCycle™ retreading solutions	8
Digital tyre monitoring	9
Goods	10
People	40
Construction	48
Winter	60

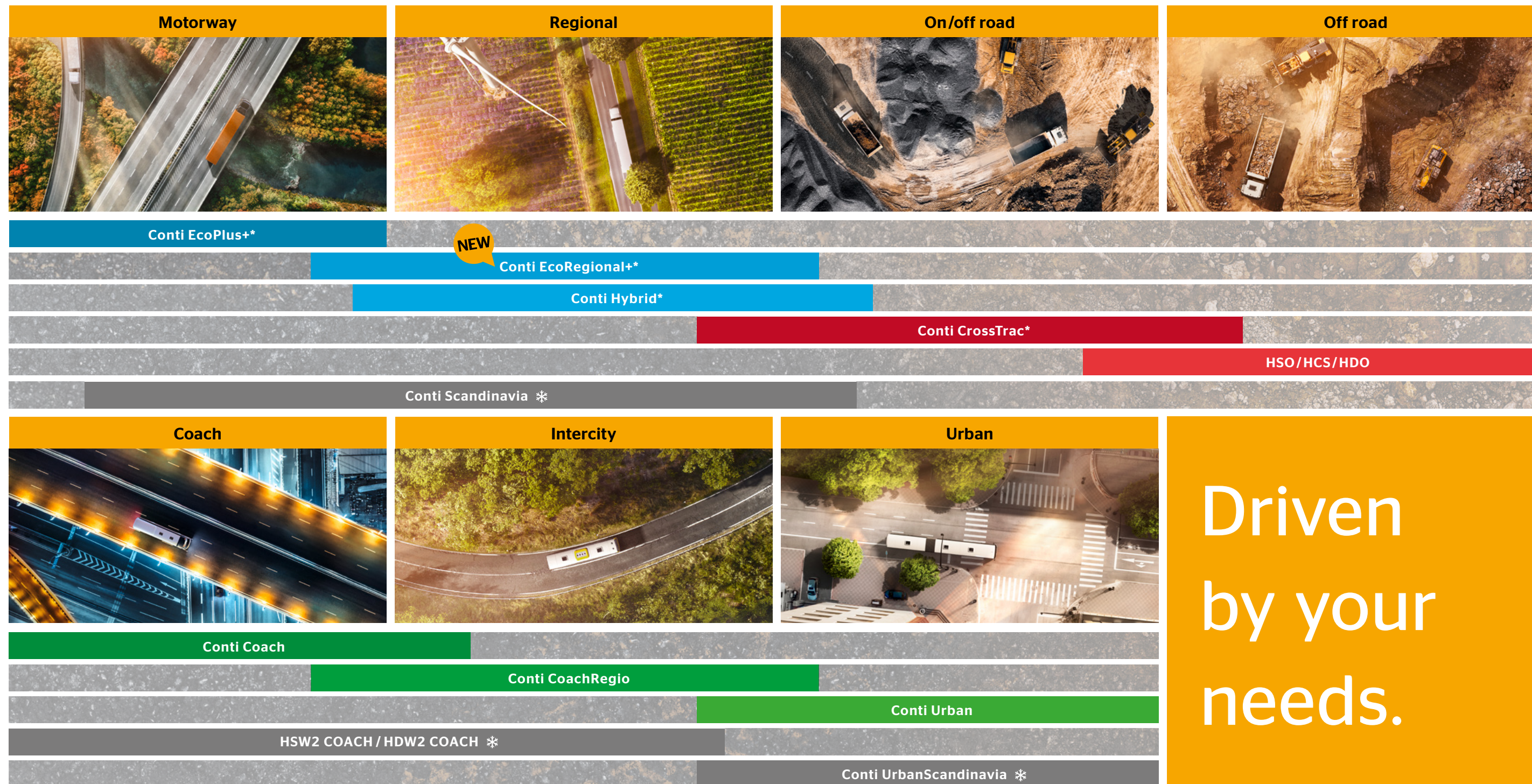
Let's talk solutions!

Continental has a history of innovation dating back 150 years. We are a world-renowned technology supplier to the automotive industry and a leading manufacturer of premium commercial vehicle tyres.

We produce truck and bus tyres for a range of applications in our plants throughout the world. Our tyres are designed to meet the needs of different vehicles, road conditions, customer requirements and driver behaviour.

With our long-standing experience, dedication and passion, we are constantly developing state-of-the-art products, services and solutions to help your business succeed whatever your operating conditions – day in, day out.

Product Line Recommendation



New tyres, multiple lives.

Continental's advanced hot and cold retreading solutions provide for additional mileage by giving your tyre a second or even third life. This not only benefits your budget, but the environment too – reusing the tyre casing saves energy and resources.

Ready for a retread? Enter the **ContiLifeCycle™**.

ContiTread™ – a cool-headed calculation

Continental's range of pre-cured treads for cold retreading is based on new tyre technology. To ensure the highest product and process quality, retreading is carried out by a certified partner network.

ContiRe™ – for a really hot performance

Hot-retread tyres are renewed from bead to bead, applying the same technologies used in new Continental tyres. Each ContiRe™ tyre is thoroughly tested for quality and covered by an extensive warranty.



Take it to the next level. With digital tyre monitoring.

Underinflated tyres are a major cause of breakdowns and service calls. But did you know that driving with tyres which are underinflated by 20% can reduce casing life by 30%? Thus, ensuring the correct air pressure and temperature reduces tyre wear, as well as costs, and also maximises uptime. Ready your fleet for the future with Continental's innovative digital tyre monitoring solutions.

Ready for the future with intelligent sensors inside the tyre



Enhanced safety, extended tyre life, and extra-low operating costs – digital tyre monitoring by Continental keeps you in control:

ContiPressureCheck™ provides drivers with precise status information by continually monitoring air pressure and temperature via the tyre sensor. The system displays data in the driver's cab and warns the driver before a situation becomes critical. ContiPressureCheck™ is a complete, driver-focused system for single vehicles and trailers that can be integrated into third-party telematics solutions.

ContiConnect™ takes digital tyre monitoring to the next level. The system conveniently connects multiple vehicles and helps fleet managers switch from inflexible manual service routines to targeted in-time maintenance. Any tyre issues are immediately identified upon returning to the fleet yard.

Delivering efficiency.

The list of challenges facing the transport industry continues to grow as transport routes get longer and infrastructure becomes more diverse. Transporting goods in long-distance and regional applications can thus bring with it a range of different challenges, be it an increased volume of traffic, heavy loads, varying road conditions, pressures due to time and costs, unexpected downtime, or changing international regulations. To cater to these diverse requirements, Continental offers a tailor-made range of truck tyres that keeps your fleet on the road and minimises your operating costs, mile after mile.

Save fuel. Lower your costs.

The Conti EcoPlus saves not just drops but litres of fuel. Axle by axle, the rolling resistance of these long-distance tyres has been refined down to the last detail. This reduces fuel consumption, making these high-performance fuel savers the best choice for your budget.

The new **Conti EcoPlus Generation 3+** tyre line has been introduced to offer fleets improved **fuel efficiency** when operating in long-haul applications. With the introduction of a **new tread and sidewall compound**, the new generation saves fuel and CO₂ emissions without compromising on mileage and durability.



NEW

Conti EcoPlus HS3+ Steer axle

- Greatly improved rolling resistance thanks to a new innovative tread and sidewall compound
- Optimised base compound for low rolling resistance and excellent fuel efficiency
- Wet performance pocket sipes enhance water displacement and improve wet performance
- Plus Volume Pattern with smaller groove widths adds tread material and increases wear resistance to achieve high mileage

Conti EcoPlus HT3 Trailer axle

- Two-layer tread construction and tread and sidewall compounds lead to a significant improvement in rolling resistance and outstanding fuel efficiency
- Features Fuel Saving Edge technology for reduced rolling resistance and high mileage capabilities
- The new groove geometry optimises the distribution of pressure and guarantees uniform wear

NEW

Conti EcoPlus HD3+ Drive axle

- Greatly improved rolling resistance thanks to a new innovative tread and sidewall compound
- Higher mileage performance thanks to new compound
- Chamfered Edge technology for a reduced amount of deformation in the sidewall and bead area, resulting in improved rolling resistance and reduced fuel consumption
- Good traction thanks to open shoulders and a high number of grip edges
- The tread design, which features wide blocks, offers an optimised footprint using less deformation energy and improving fuel efficiency

“The fuel saver built for motorway use.”

Conti EcoPlus

Conti EcoPlus HS3+ / Steer axle

Tyre Size	LI/SI				M+S			
355/50 R 22.5*	156K	C	C	A / 70 dB				
385/55 R 22.5	160K (158L)	B	B	A / 71 dB				
295/60 R 22.5*	150/147L	C	B	A / 69 dB				
315/60 R 22.5	154/150L	C	C	A / 70 dB				
385/65 R 22.5 ¹⁾	160 K (158L)	**	**	**				
315/70 R 22.5	156/150L(154/150M)	B	B	A / 71 dB				
315/80 R 22.5	156/150L(154/150M)	B	B	A / 70 dB				

¹⁾ available from 2022

*predecessor Conti EcoPlus HS3

** values in preparation

Conti EcoPlus HD3+ / Drive axle

Tyre Size	LI/SI				M+S			
315/45 R 22.5*	147/145L	D	C	B / 76 dB				
295/55 R 22.5	147/145K	C	C	A / 73 dB				
295/60 R 22.5	150/147L	C	C	A / 73 dB				
315/60 R 22.5	152/148L	C	C	A / 73 dB				
315/70 R 22.5	154/150L(152/148M)	B	C	A / 73 dB				
315/80 R 22.5	156/150L(154/150M)	B	C	A / 73 dB				

*predecessor Conti EcoPlus HD3

Conti EcoPlus HT3 / Trailer axle

Tyre Size	LI/SI				M+S			
385/55 R 22.5	160K (158L)	A	C	A / 69 dB				
385/65 R 22.5	160K (158L)	A	C	A / 69 dB				

- Also available as an intelligent tyre, already fitted with tyre sensors ex works.
- Also available as a cold-retread tyre.
- Also available as a hot-retread tyre.

Conti EcoPlus – Application Recommendation per Tyre Size



Conti EcoPlus HD3 315/45 R 22.5 Drive	
Conti EcoPlus HS3 355/50 R 22.5 Steer	
Conti EcoPlus HD3+ 295/55 R 22.5 Drive	
Conti EcoPlus HS3+ 385/55 R 22.5 Steer	
Conti EcoPlus HS3/HD3+ 295/60 R 22.5 Steer / Drive	
Conti EcoPlus HS3+/HD3+ 315/60 R 22.5 Steer / Drive	
Conti EcoPlus HS3+ 385/65 R 22.5 Steer	
Conti EcoPlus HS3+/HD3+ 315/70 R 22.5 Steer / Drive	
Conti EcoPlus HS3+/HD3+ 315/80 R 22.5 Steer / Drive	
Conti EcoPlus HT3 385/55 R 22.5 Trailer	
Conti EcoPlus HT3 385/65 R 22.5 Trailer	

Conti EfficientPro S / Conti EfficientPro D

- Designed exclusively for long-distance transport on motorways (vehicles covering 120,000 km plus per year)
- Improved fuel efficiency and lower CO² emissions thanks to optimised rolling resistance
- Decreased rolling resistance thanks to improved pressure distribution in the tyre footprint
- Improvements in the tyre contour provide for more even wear
- Damping-optimised compounds in the tread and body improve rolling resistance

Conti EfficientPro S
Steer axle



Conti EfficientPro D
Drive axle



Tyre Size	LI/SI				M+S				
385/55 R 22.5	160K (158L)	A	B	B / 71 dB	●				
315/70 R 22.5	156/150L (154/150M)	A	B	A / 70 dB	●				

Tyre Size	LI/SI				M+S				
315/70 R 22.5	154/150L (152/148M)	A	C	A / 71 dB	●	●			

Also available as an intelligent tyre, already fitted with tyre sensors ex works.
 Also available as a cold-retread tyre.
 Also available as a hot-retread tyre.



Where fuel efficiency meets powerful performance.

With a tread design just made for regional operations, the improved Conti EcoRegional HS3+ and Conti EcoRegional HD3+ deliver impressive performance. A special production process and a new compound formula generate low rolling resistance, enabling the new tire line to further reduce your fuel consumption and your total carbon footprint.

NEW

Conti EcoRegional HS3+ Steer axle

- Further improved steer compound leads to excellent rolling resistance, good mileage and savings in fuel and CO₂ emissions
- Enhanced Conti EcoRegional HS3 surface styling and full-depth pocket sipes retained for great wet grip and even wear on regional roads
- Good mileage performance thanks to balanced compound formula
- W-groove technology makes for even distribution of forces along the groove when cornering, reducing stress on the tyre and prolonging its service life

NEW












Conti EcoRegional HD3+ Drive axle

- Modified casing construction for better rolling resistance without impacting mileage
- New special production process for the drive axle tyre resulting in better rolling resistance
- Proven tread design focused on traction and wet braking to help master everyday challenges in regional applications
- Innovative compound - also used in the Conti EcoRegional HD3 predecessor - enabling a previously unattained balance between mileage and rolling resistance









“The **fuel saver** for mixed regional and long-haul operations.”

Conti EcoRegional tyre line




Conti EcoRegional HS3+ - Steer axle

Tyre Size	LI/SI				M+S 			
315/70 R 22.5	156/150L(154/150M)	B	B	A / 70 dB	● ●			
315/80 R 22.5	156/150L(154/150M)	B	B	A / 70 dB	● ●			
385/55 R 22.5	160K (158L)	B	B	A / 71 dB	● ●			
385/65 R 22.5	164K	B	B	A / 71 dB	● ●			

Conti EcoRegional HD3+ - Drive axle

Tyre Size	LI/SI				M+S 			
315/70 R 22.5*	154/150L(152/148M)	C	C	A / 73 dB	● ●			
315/80 R 22.5*	156/150L(154/150M)	C	C	A / 73 dB	● ●			

* available in Q1 2022

-  Also available as an intelligent tyre, already fitted with tyre sensors ex works.
-  Also available as a cold-retread tyre.
-  Also available as a hot-retread tyre.






























Only the best go further.

The Conti Hybrid tyre line redefines regional: its power-packed performance on winding, hilly roads, coupled with its high adaptability to long-haul routes, guarantees excellent mileage as well as minimum fuel consumption. Mile after mile after mile.






























Conti Hybrid

Conti Hybrid HS3+ / Steer axle

















Tyre Size	LI/SI				M+S 			
385/55 R 22.5	160K (158L)	C	B	A / 70 dB				
385/65 R 22.5	160K (158L)	C	B	A / 71 dB				
385/65 R 22.5	164K	C	B	A / 71 dB				
275/70 R 22.5*	148/145M	C	B	A / 69 dB				
315/70 R 22.5	156/150L(154/150M)	C	B	A / 70 dB				
295/80 R 22.5	154/149M	C	B	A / 70 dB				
315/80 R 22.5	156/150L(154/150M)	C	B	A / 70 dB				
12 R 22.5*	152/148L(150/148M)	C	B	A / 70 dB				

* available as Hybrid HS3 tread pattern




Conti Hybrid HD3 / Drive axle

Tyre Size	LI/SI				M+S 			
295/55 R 22.5	147/145K	C	B	A / 73 dB				
295/60 R 22.5	150/147L	C	B	A / 73 dB				
315/60 R 22.5	152/148L	C	B	A / 73 dB				
275/70 R 22.5	148/145M	D	B	A / 73 dB				
315/70 R 22.5	154/150L(152/148M)	C	B	A / 73 dB				
295/80 R 22.5	152/148M	D	B	A / 73 dB				
315/80 R 22.5	156/150L(154/150M)	D	B	A / 73 dB				

Conti Hybrid HT3+ / Trailer axle

Tyre Size	LI/SI				M+S 			
385/55 R 19.5	150 J	B	C	A / 70 dB				
385/55 R 22.5	160 K (158 L)	B	C	A / 70 dB				
385/65 R 22.5 ¹	164K	B	B	A / 70 dB				

¹ High Load (HL)

 Also available as an intelligent tyre, already fitted with tyre sensors ex works.
 Also available as a cold-retread tyre.
 Also available as a hot-retread tyre.

Conti Hybrid HS3+ Steer axle

- Upgraded tread design to enhance durability and mileage
- Even wear and outstanding mileage thanks to refined pattern structure and new W-groove
- Maximum grip and handling performance in all weather conditions thanks to optimized, durable tread pattern designed for regional roads
- Balanced compound mixture for even more mileage

Conti Hybrid HD3 Drive axle

- The new block design decreases wear for significantly increased mileage
- Features a high number of gripping edges for improved traction
- The balanced polymer rubber tread compound is specially designed to guarantee high on/off-road performance

NEW

Conti Hybrid HT3+ Trailer axle

- Newly introduced 3PMSF marking documents suitability for all weather conditions including wintry roads
- Groove geometry and enhanced pocket sipes provide better grip and outstanding mileage
- Designed for transport roles on regional roads and motorways










“The high-mileage performer for regional and long-haul operations.”

Conti Hybrid Trailer tyre line

Conti Hybrid HT3 ED - Trailer axle

Tyre Size	LI/SI				M+S 			
385/65 R 22.5	164K	C	B	B / 73 dB	●			

Conti Hybrid HT3 SR - Trailer axle

Tyre Size	LI/SI				M+S 			
385/55 R 22.5	146/143K	C	C	B / 74 dB	●			
385/65 R 22.5	160K (158L)	C	B	B / 72 dB	●			




Conti Hybrid HT3 ED Trailer axle

- Designed for the transport of heavy goods with high loads outside of Europe on varying road conditions
- New groove geometry ensures capabilities of on/off application and includes stone bumpers to improve the stone rejection performance
- Extraordinary robust carcass and optimized tread compound for demanding regional applications

Conti Hybrid HT3 SR Trailer axle

- Designed for the transport on severe road conditions
- New tread design to ensure the performance balance of mileage and robustness by stone-bumpers supporting the overall stone rejection performance
- Adjusted groove technology increases Chip Chunk performance

**“The Hybrid trailer tyre family:
with the right one for the job.”**

-  Also available as an intelligent tyre, already fitted with tyre sensors ex works.
-  Also available as a cold-retread tyre.
-  Also available as a hot-retread tyre.

Conti EcoPlus | Conti Hybrid | Conti CrossTrac: application overview of trailer tyre lines.

Motorway



Regional



On/off road



Conti EcoPlus HT3

NEW

Conti Hybrid HT3+ HL LI 164

Conti Hybrid HT3 ED

Conti Hybrid HT3 SR




Conti CrossTrac HT3

HL = High Load

ED = Extra Duty

SR = Severe Regional

Conti Hybrid – Application Recommendation per Tyre Size

Motorway	Regional	On/off road
		
	Conti Hybrid HD3 295/55 R 22.5 Drive	
Conti Hybrid HS3+ 385/55 R 22.5 Steer		
	Conti Hybrid HD3 295/60 R 22.5 Drive	
	Conti Hybrid HD3 315/60 R 22.5 Drive	
	Conti Hybrid HS3+ 385/65 R 22.5 Steer	
	Conti Hybrid HS3/HD3 275/70 R 22.5 Steer / Drive	
	Conti Hybrid HS3+/HD3 315/70 R 22.5 Steer / Drive	
	Conti Hybrid HS3+/HD3 295/80 R 22.5 Steer / Drive	
	Conti Hybrid HS3+/HD3 315/80 R 22.5 Steer / Drive	
	Conti Hybrid HS3 12 R 22.5 Steer	
	NEW Conti Hybrid HT3+ 385/55 R 19.5 Trailer	
	NEW Conti Hybrid HT3+ 385/55 R 22.5 Trailer	
	NEW Conti Hybrid HT3+ HL 385/65 R 22.5 Trailer	

Conti Hybrid HS3 19.5 Steer axle

- Outstanding mileage
- Excellent fuel efficiency
- Boasts high wet performance throughout its lifetime
- Significantly improved rolling resistance



Tyre Size	LI/SI				M+S				
245/70 R 19.5	136/134M	C	B	A / 69 dB	●	●			
265/70 R 19.5	140/138M	C	B	A / 69 dB	●	●			
285/70 R 19.5	146/144M	C	B	A / 69 dB	●	●			
305/70 R 19.5	148/145M	C	B	A / 69 dB	●	●			

Conti Hybrid HD3 19.5 Drive axle

- High mileage
- Significantly lower fuel consumption
- Features an innovative, application-optimised tread compound for improved rolling resistance



Tyre Size	LI/SI				M+S				
245/70 R 19.5	136/134M	D	C	B / 74 dB	●	●			
265/70 R 19.5	140/138M	D	C	B / 74 dB	●	●			
285/70 R 19.5	146/144M	C	C	B / 74 dB	●	●			
305/70 R 19.5	148/145M	C	C	B / 76 dB	●	●			

Conti Hybrid HT3+ 19.5 Trailer axle

- High mileage
- Excellent rolling resistance



Tyre Size	LI/SI				M+S				
385/55 R 19.5*	150 J	B	C	A / 70 dB	●	●			

* additional tyre sizes are coming in Q1 2023

“Ideal for mixed applications in the field of regional distribution transport.”

Also available as an intelligent tyre, already fitted with tyre sensors ex works.
 Also available as a cold-retread tyre.
 Also available as a hot-retread tyre.

Conti Hybrid LS3

Steer axle

- A 10% improvement in mileage capabilities as compared with its predecessor
- New siping technology enhances water displacement and provides improved wet performance
- Ideal for mixed applications: regional traffic, motorways and urban road conditions



Conti Hybrid LD3

Drive axle

- A 13% improvement in mileage capabilities as compared with its predecessor
- Chamfered Edge technology reduces the deformation of the sidewall and bead area, resulting in improved rolling resistance and lower fuel consumption
- Ideal for mixed applications: regional traffic, motorways and urban road conditions



Tyre Size	LI/SI				M+S				
245/70 R 17.5	136/134M	C	B	A / 71 dB	●	●			
265/70 R 17.5	139/136M	C	B	A / 71 dB	●	●			
205/75 R 17.5	124/122M	C	B	A / 71 dB	●	●			
215/75 R 17.5	126/124M	D	B	A / 71 dB	●	●			
225/75 R 17.5	129/127M	C	B	A / 71 dB	●	●			
235/75 R 17.5	132/130M	C	B	A / 71 dB	●	●			

Tyre Size	LI/SI				M+S				
245/70 R 17.5	136/134M	D	C	B / 76 dB	●	●			
265/70 R 17.5	139/136M	D	C	B / 76 dB	●	●			
205/75 R 17.5	124/122M	D	C	B / 74 dB	●	●			
215/75 R 17.5	126/124M	D	C	B / 74 dB	●	●			
225/75 R 17.5	129/127M	D	C	B / 76 dB	●	●			
235/75 R 17.5	132/130M	D	C	B / 76 dB	●	●			

Also available as an intelligent tyre, already fitted with tyre sensors ex works.
 Also available as a cold-retread tyre.
 Also available as a hot-retread tyre.

“The best choice for light commercial vehicles.”

HSR2

Steer axle

- Boasts an incredibly high life expectancy thanks to customised tread geometry
- Wear is evenly distributed in all load conditions
- Precise handling thanks to perfected tread patterns
- Maximum wet grip
- Reduced rolling resistance for higher fuel efficiency



Tyre Size	LI/SI				M+S				
315/80 R 22.5	158/150L	C	C	B / 73 dB					

Also available as an intelligent tyre, already fitted with tyre sensors ex works.
 Also available as a cold-retread tyre.
 Also available as a hot-retread tyre.



HTR2

Low Platform Tyre

Trailer axle

- Designed for heavy goods transportation on country roads
- A low platform tyre for maximum load volume
- Extra load carrying capability
- Low rolling resistance for lower fuel consumption



Tyre Size	LI/SI				M+S				
205/65 R 17.5	129/127K (132/132G)	D	C	A / 69 dB	●				
245/70 R 17.5	143/141L (146/146F)	C	C	B / 71 dB	●				
215/75 R 17.5	135/133K	D	C	B / 73 dB	●				
235/75 R 17.5	143/141K (144/144F)	C	C	B / 71 dB	●				

Driving safety.

Buses and coaches are a reliable, flexible and cost-effective means of transport around the world. More and more passengers are opting for the bus as an alternative to the car, whether for short inner-city distances or long distances across towns and countries. Varying road conditions such as narrow streets, kerbs, winding roads, or high traffic density can place different demands on tyres and require the highest levels of quality, reliability and safety. To help you transport your passengers comfortably from A to B. Continental has developed a comprehensive range of tyres for buses and coaches, which offers the perfect solution for every journey.

For a smooth and safe experience.

Narrow streets, kerbs, stop-and-go traffic: driving short distances in the city puts a great deal of stress on any type of tyre. With its robust tread compound and durable sidewall, the Conti Urban HA3 has been exclusively designed for inner-city challenges — making it the safest way to get you to your destination.

Conti Urban HA3

All axle

- Maximum safety thanks to a wider tread width which ensures excellent cornering stability
- Increased durability due to increased sidewall thickness and a higher casing wire density
- Comfortable on both dry and wet roads thanks to excellent wet grip
- Optimised for electric city buses, with a higher load carrying capacity in selected sizes

“The urban challenger for short, inner-city distances.”

Conti Urban

Conti Urban HA3 – All axle

Tyre Size	LI/SI				M+S			
245/70 R 19.5	136/134M	C	C	A / 70 dB	●	●		
265/70 R 19.5	140/138M	C	C	A / 70 dB	●	●		
315/60 R 22.5	152/148J (154/150E)	C	C	A / 71 dB	●	●		
315/60 R 22.5*	156/150J	C	C	A / 71 dB	●	●		
275/70 R 22.5	150/145J (152/148E)	C	B	A / 70 dB	●	●		
275/70 R 22.5	152/148J	D	B	A / 70 dB	●	●		
305/70 R 22.5	152/148K (154/150E)	C	C	A / 71 dB	●	●		

* optimised for electric city buses

Also available as an intelligent tyre, already fitted with tyre sensors ex works.
 Also available as a cold-retread tyre.
 Also available as a hot-retread tyre.

Conti CoachRegio HA3

All axle

- Maximum safety and handling performance thanks to a new, full-depth siping technology which enhances water displacement and ensures excellent grip in all weather conditions
- High mileage thanks to a greater tread width and an innovative combination of rubber polymer and strengthening filler materials
- Outstanding comfort, grip and curve stability on both dry and wet roads due to wide shoulder ribs



Tyre Size	LI/SI				M+S				
295/80 R 22.5	154/149M	C	B	A/71 dB	●	●			

Conti CoachRegio HD3

Drive axle

- Maximum safety based on a full-depth 3D siping technology that enhances water displacement and guarantees improved wet performance and traction throughout its service life
- Outstanding mileage thanks to a newly developed state-of-the-art compound mixture enhanced with innovative filler materials
- High robustness and stiffness thanks to a tie-bar shoulder design that minimises damage from kerb impact



Tyre Size	LI/SI				M+S				
295/80 R 22.5	154/149M	C	B	A/73 dB	●	●			

Conti Coach HA3

All axle

- Excellent braking performance
- Outstanding fuel efficiency
- Provides a comfortable ride



Tyre Size	LI/SI				M+S				
295/80 R 22.5	154/149M	B	A	A/70 dB	●	●			
315/80 R 22.5	156/150L (154/150M)	B	A	A/71 dB	●	●			

Also available as an intelligent tyre, already fitted with tyre sensors ex works.
 Also available as a cold-retread tyre.
 Also available as a hot-retread tyre.



Meeting every challenge.

Road maintenance, building construction, forestry – transport to and on construction sites can be a tough business. Any individual trip can involve a range of challenges: just-in-time deliveries, heavy axle loads, precise handling requirements on the road, and mixed on- and off-road operations with ground conditions which vary from one metre to the next. To succeed, you will need equipment that works reliably – on and off road, day in, day out. Continental's range of construction truck tyres has been specifically designed to meet these requirements and to deal with the most challenging on- and off-road conditions.

Two Worlds. One Solution.

The new Conti CrossTrac is your partner for tackling any workload – both on and off road. These robust tyres are flexible and adaptive enough to meet the needs of your business and offer outstanding durability and traction for harsh off-road conditions as well as smooth performance and high mileage on the road. What's more, thanks to their robust casings, these tyres last much more than one tyre life.



Conti CrossTrac HS3 Steer axle

- Excellent handling and driving stability – both on and off road
- An innovative tread design allows for high mileage and even wear
- Features a robust 4-belt layer casing for maximum retreadability
- M+S and 3PMSF markings for selected tyre sizes

Conti CrossTrac HT3 Trailer axle

- Optimised tread pattern design for high mileage
- Boasts an extra-sturdy and abrasion-resistant shoulder design for added lateral stability and robustness
- Features a robust 4-belt layer casing for maximum retreadability
- M+S and 3PMSF markings










Conti CrossTrac HD3 Drive axle

- Outstanding traction and excellent on- and off-road wear performance
- Boasts integrated continuous tread blocks for extra tread durability and robustness as well as enhanced resistance to chips, chunks and cuts
- Features a robust 4-belt layer casing for maximum retreadability
- M+S and 3PMSF markings














“The construction industry workhorse — designed for the most challenging on- and off-road applications.”

Conti CrossTrac





Conti CrossTrac HS3 – Steer axle




Tyre Size	LI/SI				M+S 			
385/65 R 22.5	160K (158L)	C	B	B/72 dB	●	●		
385/65 R 22.5	164K	C	B	B/72 dB	●	●		
295/80 R 22.5	152/148K	C	B	B/72 dB	●	●		
315/80 R 22.5	156/150K	C	B	B/72 dB	●	●		
13 R 22.5	156/150K	D	B	A/70 dB	●	●		

Conti CrossTrac HD3 – Drive axle

Tyre Size	LI/SI				M+S 			
295/80 R 22.5	152/148K	D	B	B/74 dB	●	●		
315/80 R 22.5	156/150K	D	B	B/76 dB	●	●		 
13 R 22.5	156/150K	E	B	B/75 dB	●	●		

Conti CrossTrac HT3 – Trailer axle

Tyre Size	LI/SI				M+S 			
385/65 R 22.5	160K (158L)	C	B	B/72 dB	●	●		

-  Also available as an intelligent tyre, already fitted with tyre sensors ex works.
-  Also available as a cold-retread tyre.
-  Also available as a hot-retread tyre.

Conti CrossTrac – Application Recommendation per Tyre Size



	Conti CrossTrac HS3 385/65 R 22.5 Steer	
	Conti CrossTrac HS3/HD3 295/80 R 22.5 Steer / Drive	
	Conti CrossTrac HS3/HD3 315/80 R 22.5 Steer / Drive	
	Conti CrossTrac HS3/HD3 13 R 22.5 Steer / Drive	
	Conti CrossTrac HT3 385/65 R 22.5 Trailer	

HSC1 / HDC1 / HTC1

- High durability thanks to a special on-/off-road compound
- The tread pattern design allows for high mileage and even wear
- The robust casing offers optimal retreadability and thus a long service life
- The advanced tread pattern provides enhanced on- and off-road precision and high traction
- Reduced stone-trapping

HSC1
Steer axle



Tyre Size	LI/SI				M+S				
11 R 22.5	148/145K	D	C	B/73 dB	●				
12 R 22.5	152/148K	D	C	B/72 dB	●	●			
13 R 22.5	156/150K	D	C	B/73 dB	●				
325/95 R 24	162/160K	D	D	B/73 dB	●				

HDC1
Drive axle



Tyre Size	LI/SI				M+S				
315/80 R 22.5	156/150K	D	C	B/74 dB	●	●			
12 R 22.5	152/148K	E	C	B/74 dB	●	●			
325/95 R 24	162/160K	C	C	B/74 dB	●	●			

HTC1
Trailer axle



Tyre Size	LI/SI				M+S				
445/65 R 22.5	169K	C	C	B/74 dB	●				

LSC
Steer axle

- Optimum damage resistance
- High mileage thanks to a special on-/off-road compound
- Offers maximum retreadability and structural durability thanks to its reinforced belt design and durable casing
- Excellent handling characteristics on all surfaces



Tyre Size	LI/SI				M+S				
9.5 R 17.5	129/127L (131/128M)	D	C	A/70 dB	●				

Also available as an intelligent tyre, already fitted with tyre sensors ex works.
 Also available as a cold-retread tyre.
 Also available as a hot-retread tyre.

HSO Sand / HDO / HCS / LCS

- Boasts high operational safety and outstanding resistance to damage thanks to special compounds which are extremely resistant to cuts and tears
- The tread pattern design, built for the harshest terrains, offers maximum traction
- Robust casings ensure maximum service life in demanding off-road operations, heavy-duty vehicle operations included

HSO Sand
Steer axle



Tyre Size	LI/SI				M+S				
14.00 R 20	160/157K				●				
13 R 22.5	149/146J				●				

HDO
Drive axle



Tyre Size	LI/SI				M+S				
315/80 R 22.5	156/150G				●				
13 R 22.5	154/150G				●				

HCS
Steer axle



Tyre Size	LI/SI				M+S				
445/65 R 22.5	169K				●				
365/85 R 20	164J				●				
395/85 R 20	168J (166K)				●				
14.00 R 20	164/160K (166/160G)				●				
325/95 R 24	162/160K				●				

LCS
Steer axle



Tyre Size	LI/SI				M+S				
265/70 R 17.5	137/134L					D	C	A / 74 dB	●

Also available as an intelligent tyre, already fitted with tyre sensors ex works.
 Also available as a cold-retread tyre.
 Also available as a hot-retread tyre.

Tackle winter with confidence.

Temperatures are dropping? Then it's time you switched to winter tyres — for both your own safety and optimal efficiency. Winter road conditions impact your driving and also have an influence on the braking distance, safety and traction performance of your tyres. To allow you to get the best possible performance in winter, Continental has developed its' Scandinavia lines of winter tyres for trucks, buses and coaches. Continental Scandinavia winter tyres easily outperform M+S tyres and significantly exceed the requirements of the Three Peak Mountain Snowflake (3PMSF) symbol — for notably improved handling and traction in the harshest winter conditions.










The safe choice.

In severe winter conditions, you need tyres you can trust. The Conti Scandinavia is the safe choice when it comes to tackling wintry roads and slippery slopes. Maximum grip, traction and steering stability, combined with high mileage on ice and snow, puts these tyres in a class of their own.

















Conti Scandinavia








Conti Scandinavia HS3 - Steer axle

Tyre Size	LI/SI				M+S 			
265/70 R 19.5	140/138M	C	C	B/73 dB	●	●		
285/70 R 19.5	145/143M	D	C	B/73 dB	●	●		
385/55 R 22.5 ^{NEW}	160K (158L)	C	B	B/73 dB	●	●		
385/65 R 22.5 ^{NEW}	164K (158L)	C	B	B/74 dB	●	●		
315/70 R 22.5 ^{NEW}	156/150L(154/150M)	C	B	B/72 dB	●	●		
295/80 R 22.5 ^{NEW}	152/148M	C	B	B/72 dB	●	●		
315/80 R 22.5 ^{NEW}	156/150L(154/150M)	C	B	B/72 dB	●	●		




Conti Scandinavia HD3 - Drive axle

Tyre Size	LI/SI				M+S 			
265/70 R 19.5	140/138M	D	C	B/75 dB	●	●		
285/70 R 19.5	145/143M	D	C	B/75 dB	●	●		
315/70 R 22.5 ^{NEW}	154/150L(152/148M)	D	B	B/75 dB	●	●		
295/80 R 22.5 ^{NEW}	152/148M	D	B	B/75 dB	●	●		
315/80 R 22.5 ^{NEW}	156/150L(154/150M)	D	B	B/75 dB	●	●		

Conti Scandinavia HT3 - Trailer axle

Tyre Size	LI/SI				M+S 			
245/70 R 17.5	143/141L (146/146F)	D	C	B/72 dB	●	●		
215/75 R 17.5	135/133K	D	C	B/72 dB	●	●		
235/75 R 17.5	143/141K (144/144F)	D	C	B/72 dB	●	●		
265/70 R 19.5	143/141K	D	C	B/72 dB	●	●		
285/70 R 19.5	150/148K	C	C	B/72 dB	●	●		
385/55 R 22.5*	160K (158L)	C	C	A/70 dB	●	●		
385/65 R 22.5	164K (158L)	C	C	B/72 dB	●	●		

*hot-retread tyre available from 15.11.2021

-  Also available as an intelligent tyre, already fitted with tyre sensors ex works.
-  Also available as a cold-retread tyre.
-  Also available as a hot-retread tyre.

Conti Scandinavia HS3
Steer axle

- High safety and steering stability thanks to pocket sipe technology
- Excellent rolling resistance and mileage due to the two-layer tread construction
- Features the special Generation 3 winter compound for harsh winter conditions

Conti Scandinavia HT3
Trailer axle

- All-round safety due to siping technology as well as pocket sipes for excellent stability when turning and braking
- The wider shoulders are capable of withstanding strong lateral forces
- Features the special Generation 3 winter compound for harsh winter conditions

Conti Scandinavia HD3
Drive axle

- All-round safety based on two-stage siping technology delivering great traction in winter as well as good mileage and traction in summer
- Excellent rolling resistance and mileage due to the two-layer tread construction
- Features the special Generation 3 winter compound for harsh winter conditions

“The ice and snow expert designed for regional and long-haul operations in severe winter conditions.”

Conti Scandinavia HS3 ED

Steer axle

- Designed for severe applications such as timber transport or mining
- Outstanding traction in wintry road conditions thanks to full-width sipes
- Superb off-road mileage performance even on forest floor and gravel
- Pattern optimized for all-year use: 1st half of tyre life is optimized for great winter grip, 2nd half optimized for low wear in summertime






Conti Scandinavia Extreme HD3

Drive axle





- Outstanding traction on snow and ice
- Excellent cornering and directional stability
- Extreme grip and optimal handling performance
- Made for severe winter conditions

“Our newest **winter tyre innovations** for even more specific operations in wintry conditions.”




Conti Scandinavia HS3 ED – Steer axle

Tyre Size	LI/SI				M+S			
385/55 R 22.5	160K (158L)	C	B	B / 74 db	●	●		
385/65 R 22.5	164K (158L)	C	B	B / 73 db	●	●		

Conti Scandinavia Extreme HD3 – Drive axle

Tyre Size	LI/SI				M+S			
295/80 R 22.5	152/148M	D	C	A / 73 db	●	●		
315/70 R 22.5*	154/150L				●	●		
315/80 R 22.5*	156/150L				●	●		

* available from Q4 2021

 Also available as intelligent tyre, already fitted with tyre sensors ex works.
 Also available as cold-retread tyre.
 Also available as hot-retread tyre.

Conti Scandinavia LS3 / Conti Scandinavia LD3

- Maximum safety and steering stability thanks to our tried-and-tested pocket sipe technology
 - Excellent rolling resistance and mileage due to the two-layer tread construction
- Features the special Generation 3 winter compound for harsh winter conditions

Conti Scandinavia LS3
Steer axle

Conti Scandinavia LD3
Drive axle



Tyre Size	LI/SI				M+S				
215/75 R 17.5	126/124M	D	C	B / 73 dB	●	●			
235/75 R 17.5	132/130M	C	C	B / 73 dB	●	●			

Tyre Size	LI/SI				M+S				
215/75 R 17.5	126/124M	D	C	B / 75 dB	●	●			
235/75 R 17.5	132/130M	D	C	B / 75 dB	●	●			

Also available as an intelligent tyre, already fitted with tyre sensors ex works.
 Also available as a cold-retread tyre.
 Also available as a hot-retread tyre.

“The safe
choice for
harsh winter
conditions.”

HSW2 Scandinavia

Steer axle

- Wide shoulder ribs
- Boasts a finely structured rib profile with a high density of lateral grooves and sipes
- Made from a compound designed for optimal grip
- Two-phase tread design: After the winter tread has worn down, a steering tyre with fewer sipes and excellent fuel efficiency remains










Tyre Size	LI/SI				M+S				
355/50 R 22.5	156K	C	C	B/73 dB	●	●			
315/60 R 22.5	154/150L	C	C	B/73 dB	●	●			

HDW2 Scandinavia

Drive axle

- Serrated sipes provide more grip edges (as compared to its predecessor)
- 3D technology for block support and protection from braking and acceleration forces
- Made from a compound designed for optimal traction
- The directional drive pattern has been designed to withstand strong retarding forces










Tyre Size	LI/SI				M+S				
295/60 R 22.5	150/147L	D	C	B/75 dB	●	●			
315/60 R 22.5	152/148L	D	C	B/75 dB	●	●			
275/70 R 22.5	148/145M	E	C	B/75 dB	●	●			


HTW2 Scandinavia


Trailer axle


- Wide and open shoulder ribs for optimal directional stability
- Features a rib pattern with a high number of lateral grooves and sipes
- Made from a compound designed for optimal grip
- Two-phase tread design: After the winter tread has worn down, a trailer tyre with fewer sipes and excellent fuel efficiency remains



Tyre Size	LI/SI				M+S				
445/45 R 19.5	160J	C	C	B/73 dB	●	●			

 Also available as an intelligent tyre, already fitted with tyre sensors ex works.

 Also available as a cold-retread tyre.

 Also available as a hot-retread tyre.


















Ice and snow – you're safe to go.

The new HDW2 COACH has been specially built to deal with winter: deep grooves, special 3D traction sipes and advanced compound and tread technology provide excellent grip and traction to get you through slush, ice and packed snow – safely, on time and with outstanding comfort.


HSW2 COACH/HDW2 COACH




HSW2 COACH – Steer axle

Tyre Size	LI/SI				M+S 			
295/80 R 22.5	152/148M	D	C	B / 73 dB				
295/80 R 22.5*	154/149M	D	C	B / 73 dB				
315/80 R 22.5	156/150L(154/150M)	D	C	B / 73 dB				

* phase out 03.01.2022
will be replaced by HSW2+ Coach

HDW2 COACH – Drive axle

Tyre Size	LI/SI				M+S 			
295/80 R 22.5	154/149M	D	B	B / 76 dB				

 Also available as an intelligent tyre, already fitted with tyre sensors ex works.
 Also available as a cold-retread tyre.
 Also available as a hot-retread tyre.

HSW2 COACH Steer axle

- For quiet, smooth driving
- Outstanding comfort for your passengers
- Superior handling qualities
- Lowest overall driving costs

HDW2 COACH Drive axle

- Maximum traction and grip to get you through slush, ice and packed snow
- Outstanding comfort and a smooth ride for your passengers
- Excellent robustness and shoulder stiffness to minimise damage taken from kerbstone impacts

“The winter expert for coaches —
built to deal with the harshest
winter conditions.”

Conti UrbanScandinavia HA3 / Conti UrbanScandinavia HD3

- Outstanding traction on snowy and icy roads thanks to a high number of gripping edges and sipes
- The wider and deeper tread with lower void offers up to 30% more mileage on the drive axle*
- The wide shoulder rib allows for better cornering forces
- 3D technology provides block support and protection from braking and acceleration forces

Conti UrbanScandinavia HA3
All axle



Conti UrbanScandinavia HD3
Drive axle



*As compared to its predecessor, the HDW Scandinavia.

Tyre Size	LI/SI				M+S				
275/70 R 22.5	150/145J (152/148E)	D	C	B / 73 dB	●	●	●	●	●

Tyre Size	LI/SI				M+S				
275/70 R 22.5	150/145J (152/148E)	D	C	B / 75 dB	●	●	●	●	●

- Also available as an intelligent tyre, already fitted with tyre sensors ex works.
- Also available as a cold-retread tyre.
- Also available as a hot-retread tyre.




EU Tyre Label 2021

Information on the new EU regulation


Continental welcomes the new EU tyre labelling rules, extending the scheme to cover heavy-duty vehicles. It provides consumers, fleet operators and tyre retailers with objective, reliable and comparable information on three important tyre performance characteristics: the tyre's rolling resistance, wet grip and external rolling noise. A pictogram indicating if the tyre is suitable for use in severe snow conditions (winter and all-season tyres) is present in tyres fulfilling such performance levels.

The new EU tyre label

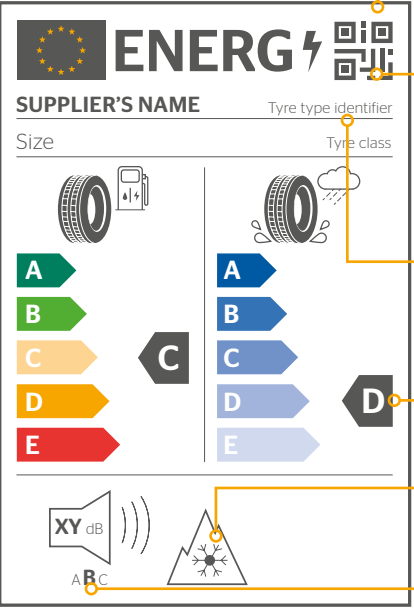



The new EU tyre labelling scheme is effective from **1st May 2021**.

EPREL Database



The EU tyre label



What's new?

- QR code individual per "tyre type identifier" with Link to new European Product Database for Energy Labelling (EPREL), where the tyre label and the product information sheet can be accessed in different file formats.**
- Additional information** (tyre type identifier = art. no.)
- Reclassification for lower label classes:** D is the new E; F and G merge to form E.
- Options for including pictograms relating to severe snow conditions (3PMSF).
- Noise classes:** ABC replace sound waves.

Find out more online: the EU tyre label generator

Find out more about the parameter values of Continental tyres online: comprehensive, clear and accessible at all times. With the label generator you can quickly and easily find the appropriate EU tyre label parameters for your Continental tyres. Visit our label generator online at:
www.continental-truck-tires.com/labelgenerator

All new label parameters including the links to the label and product information sheet will also be provided via our electronic price catalogue (PRICAT) for direct use in ERP systems.


© 2022 by Continental Truck and Bus Tyres
All rights reserved.

Reproduction, reprint or any other form of
duplication - even as excerpts – is permitted
only with prior authorisation from Continental.

The contents of this manual were compiled
with the greatest care and reflect decades of
experience. While all data and tips are correct
to the best of our knowledge, they do not
represent a guarantee of properties. In using this
manual, it should be kept in mind that
certain specifications may no longer be up to date,
mainly as a result of technical progress.

No liability for damage of any kind or for any
legal reason can be assumed for the advice
given in this manual.

65D47.en 2022.01



65D47.en

Continental Reifen Deutschland GmbH
Büttnerstraße 25
30165 Hannover
Germany

www.continental-truck-tyres.com
www.continental-corporation.com