




### Tous Types d'Essieux



**HSR5 - 19,5 po**




**HSR 3**




**HSR - 18/32 po**



**HSR - 16/32 po**



**HSR1**




**LSR1**




**HAU 3 WT**



**HSC 3**




**HSC - 18/32 po**




**HCS**


### Essieu Moteur




**HDL 3 LTL-R**




**HDL2 DL**




**HDL**




**HDL Eco Plus**




**HDR5 - 19,5 po**




**HDR2**




**HDR1**




**Scandinavia HD3**




**HDW2**



**HDU 3 WT**




**HDC 3**




**HDC1 HT**


### Essieux Remorque




**EcoPlus HT3**




**HTL**




**HTL1**




**Hybrid HT3**



**HTR2 SA**



**HTR2**



**HTC1**

Legende:



Certifié SmartWay



Disponible  
Nouveau Pneu

# ContiTread<sup>MC</sup> Tableau de Disponibilité de Rechapage

LARGEUR (MM)	PROFONDEUR (32nds)
<b>HSR 3</b>	
190	20/32
200	20/32
210	20/32
220	20/32
230	20/32
240	20/32
<b>HSR - 18</b>	
185	18/32
195	18/32
215	18/32
225	18/32
235	18/32
245	18/32
260	18/32
<b>HSR - 16</b>	
180	16/32
195	16/32
<b>HSR1</b>	
205	16/32
215	16/32
225	16/32
235	16/32
<b>HSR5 - 19,5</b>	
200	16/32
210	16/32
<b>HSC</b>	
215	18/32
225	18/32
235	18/32
<b>HSC 3</b>	
210	24/32
220	24/32
230	24/32
240	24/32
<b>HAU 3 WT</b>	
210	26/32
220	26/32
230	26/32
240	26/32
250	26/32
260	26/32
270	26/32
280	26/32

LARGEUR (MM)	PROFONDEUR (32nds)
<b>HCS</b>	
215	32/32
225	32/32
235	32/32
245	32/32
360	32/32
380	32/32
<b>LSR1</b>	
160	15/32
180	15/32
188	15/32
195	15/32
205	15/32
<b>HDL Eco Plus - 26</b>	
215	26/32
225	26/32
235	26/32
245	26/32
<b>HDL Eco Plus - 20</b>	
215	20/32
225	20/32
235	20/32
245	20/32
<b>HDL - 26</b>	
215	26/32
225	26/32
235	26/32
245	26/32
<b>HDL - 20</b>	
215	20/32
225	20/32
235	20/32
<b>HDL - 13</b>	
215	13/32
225	13/32
235	13/32
<b>HDL 3 LTL-R</b>	
210	22/32
220	22/32
230	22/32
240	22/32

LARGEUR (MM)	PROFONDEUR (32nds)
<b>HDR1 - 16</b>	
160	16/32
170	16/32
180	16/32
190	16/32
200	16/32
215	16/32
<b>HDR1 - 22</b>	
190	20/32
200	20/32
205	22/32
215	22/32
225	22/32
235	22/32
<b>HDR1 - 26</b>	
215	26/32
225	26/32
235	26/32
245	26/32
<b>HDR5 - 19,5</b>	
200	22/32
210	22/32
220	22/32
<b>HDR2 - 22</b>	
185	22/32
195	22/32
<b>HDR2 - 26</b>	
205	26/32
215	26/32
225	26/32
235	26/32
245	26/32
<b>HDU 3 WT</b>	
210	32/32
220	32/32
230	32/32
240	32/32
250	32/32
260	32/32
270	32/32
280	32/32

LARGEUR (MM)	PROFONDEUR (32nds)
<b>HDC 3</b>	
210	28/32
220	28/32
230	28/32
240	28/32
250	28/32
<b>HDC1 HT</b>	
225	32/32
235	32/32
245	32/32
<b>HDL2 DL</b>	
215	28/32
225	28/32
235	28/32
245	28/32
<b>HDW2</b>	
215	27/32
225	27/32
235	27/32
245	27/32
260	27/32
<b>Scandinavia HD3</b>	
210	25/32
220	25/32
230	25/32
240	25/32
<b>EcoPlus HT3</b>	
215	13/32
225	13/32
235	13/32
245	13/32

LARGEUR (MM)	PROFONDEUR (32nds)
<b>HTL</b>	
200	13/32
210	13/32
220	13/32
230	13/32
240	13/32
<b>HTL1</b>	
390	13/32
400	13/32
<b>HTR2</b>	
290	22/32
320	22/32
340	22/32
<b>HTR2 SA</b>	
240	16/32
250	16/32
260	16/32
270	16/32
290	16/32
<b>Hybrid HT3</b>	
200	16/32
210	16/32
220	16/32
230	16/32
370	16/32
<b>HTC1</b>	
320	24/32
350	24/32
380	23/32